

**7.1.16- THE INSTITUTION FUNCTIONING IS AS PER  
PROFESSIONAL CODE OF PRESCRIBED / SUGGESTED BY  
STATUTORY BODIES/ REGULATORY AUTHORITIES FOR  
DIFFERENT PROFESSIONS.**

LIC REPORTS OF PAST 5 YEARS

# BANGALORE NORTH UNIVERSITY

Sri Devaraj Urs Extension, Tamaka, Kolar-563 103

(City Office: Jnana Jyothi Auditorium, Central College Campus, Palace Road, Bengaluru-560 001)

Local Inquiry Committee Evaluation tool for the grant of Renewal Affiliation to Bangalore City College, Behind BMTc BVS Stand/Depot, Kalyanagar, Bengaluru-560 043, for the year 2018-19.

Ref: University Notification No. BNU/Affiliation/LIC/2017-18 dated: 20-01-2018.

Date of Visit: 05-03-2018.

## The Committee:

Sl. No.	Name of the Member	Committee No-2.
1.	Dr. M. Muninarayanappa, Dean Faculty of Commerce, Professor & Chairman, Department of Commerce, Bangalore University, Central College Campus, Bengaluru-560 001.	Designation  Chairperson
2.	Dr. Hanumanthappa, Professor, Department of Computer Science, Bangalore University, Bengaluru-560 056.	Member
3.	Dr. K. Nirmala, Assistant Professor, Department of Commerce Bangalore University, Bengaluru-56.	Member
4.	Sri. M. K. Ravishankar, Superintendent, Academic Section-II, Bangalore University, Jnanabharathi, Bengaluru-560 056.	Convenor

## College Code

Name & Address of the College, with phone no. and Website:

Year of establishment:

Name of the Principal with Contact No., E-mail, Website

Name of the Society/Trust

Type of Institution: Govt./Private Aided/ Un-aided

Whether the Management belongs to SC/ST/Minority.

YC

Bangalore City College, No. 160, Chellakare Main Road, Behind BMTc BVS Stand/Depot, Kalyanagar, Bengaluru-560 043.

2000-2001  
Dr. Somali Ghosh,  
9900932690,  
gsomali@gmail.com

Ramakrishna Educational Trust  
Private Un-aided  
No

I. No.	Infrastructure Index (Max. Score: 65)	Quality-Scores	Scores
1.1	Per Course : No. of class rooms (per section)	1: 3 - 15 (for 3 years course) 1: 2 - 10 (for 3 years course) 1: 1 - 0	10
1.2	Courses : Laboratory (wherever applicable)	1: 2 - 5 1: 1 - 3	3
1.3	Library and space	Adequate - 5 Satisfactory - 3 Inadequate - 2	5
1.4	Computer Lab space	Adequate - 3 Satisfactory - 2 Inadequate - 1	3
1.5	No. of Computers: No. Students	1: 10 - 5 1: 20 - 3 1: 30 - 1	3
1.6	Internet facility	Available - 2 > 2 lakh 5 1 to 2 lakh 3 0.5 to 1 lakh 2 0.25 to 0.49 lakh 1 Available - 1	2
1.7	Amount spent (Rs. in lakhs) for library books per 500 students during previous academic year (as per Accession Register)		3
1.8	Auditorium		1

BRU/LIC Report/Serial 2018-19



Scanned with  
CamScanner

Scanned by CamScanner

1.9	Faculty Rooms	Adequate - 3 Satisfactory - 2 Inadequate - 1	3
1.10	Exclusive Principal's Chamber	Available - 1	1
1.11	Administration Office	Available - 1	1
1.12	Drinking water for students	Available - 1	1
1.13	Separate Toilets for boys & girls (wherever applicable)	Adequate - 3 Satisfactory - 2 Available - 1	3
1.14	Canteen facility	Available-1	1
1.15	Play Ground	Available-1	1
1.16	Hostel facility (wherever applicable)	Available-1	1
1.17	SC/ ST Book Bank	Available-1	1
1.18	Exclusive Ladies room/ Rest room	Available-1	1
1.19	Implementation status of last LIC recommendations	100% - 5 80 to 99 % - 4 60 to 79% - 3 40 to 59 % - 2 20 to 39% - 1 < 20 % - 0	3
1.20	NAAC accreditation (mandatory for 5+ years college)	A - 5, B - 3, C - 2, Applied -1,	3
<b>Total</b>			<b>50</b>


<b>II. Faculty Index (Max. Score: 85)</b>			
No.	Parameter	Quality-Scores	Scores
2.1	Teacher : Students Ratio (overall for the college)	1:10 - 15 1:15 - 12 1:20 - 09 1:30 - 06 1:40 - 03 1:50 - 01 Beyond 1:50- 0	12
2.2	Ratio of teaching staff : to Non-teaching staff	5:1 - 5 10:1 - 3 15:1 - 1 8 & above- 0	5
2.3	No. of Evaluators :Total no. of Faculty with > 3 years experience	100% - 25 090% - 20 080% - 15 070%- 10 060%- 08 050%- 06 <50% - 00	10
2.4	% of faculty with Ph.D. (supported by Annexure 2)	≥ 25% - 3 10-24% - 2 < 10% - 1	1
2.5	% of faculty with UGC NET/ SLET/ M.Phil. clearance	100% - 5 ≥ 75 - 4 ≥ 50 - 3 ≥ 25 - 2 < 20 - 1	3
2.6	No. of sponsored projects sanctioned during the previous academic year	1 per project subject to a maximum of 5	1
2.7	Percentage of faculty attending workshops/ seminars (atleast one during previous academic year)	≥ 75% - 5 50 to 74% - 4 30 to 49% - 3 10 to 29% - 2 < 10% - 1	2
2.8	Percentage of faculty publishing atleast one paper during previous academic year	≥ 75% - 5 50 to 74% - 4 30 to 49% - 3 10 to 29% - 2 < 10% - 1	2
2.9	Percentage of faculty attending one FDP during	> 70% - 4	1

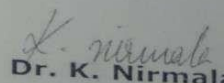
BNU/LIC Report/Score 2018-19

- VI. Observations if any:**
1. Roaster system should be follow for Appointment of Teaching & Non-teaching positions as per Government of Karnataka & University representative should be there in the Selection Committee.
  2. Special lectures are to be conducted course wise, subject wise in every semester.
  3. Organizing workshop conference, FDP etc., on semester wise basis.
  4. E- Initiative has to be under taken in maintaining all types of records, documents & Registers, etc which are accessible at any time.
  5. Library has to be updated with latest books & journals.
  6. No. of faculty involved in Extension services organized on semester wise basis.

**VII. Recommendation:**  
The LIC Committee recommends renewal of affiliations for the existing course with existing intake and withdrawal of M.Sc-Elec Science-40 intake, for the academic year 2018-19.

a. Renewal Affiliation to Existing Courses/ Enhancement or Reduction in intake number or Withdrawal of existing course/s									
Sl. No.	Existing Courses	Sanctioned Intake	On-Roll for the years			Enhancement or Reduction in intake number sought (if any) or Withdrawal	Recommended (write recommended number or mention as 'not recommended')	Comments, if any (Continue/ Discontinue/ Withdrawal)	
			2017-18	2016-17	2015-16				
1.	BA	JoEPsy	60	9	8	15	-----	Recommended	Renewal
		HPS	60	Nil	Nil	Nil	-----	Recommended	Renewal
		EPS	60	Nil	Nil	01	-----	Recommended	Renewal
2.	BCA		140	42	44	37	-----	Recommended	Renewal
3.	B.Sc	BtGBt	60	16	05	17	-----	Recommended	Renewal
		CBM	60	12	04	01	-----	Recommended	Renewal
		MSCs	60	Nil	Nil	06	-----	Recommended	Renewal
		FAD	60	10	06	07	-----	Recommended	Renewal
4.	BBA		180	22	26	37	-----	Recommended	Renewal
5.	B.Com		160	47	39	65	-----	Recommended	Renewal
6.	M.Sc	Biote	60	06	07	---	-----	Recommended	Renewal
		Bio-Ch	30	10	03	---	-----	Recommended	Renewal
		Miro	60	07	03	---	-----	Recommended	Renewal
		Che- Org	90	28	29	---	-----	Recommended	Renewal
		Che-An	45	---	---	---	-----	Recommended	Renewal
		Physics	60	25	26	---	-----	Recommended	Renewal
		Com Sci	60	30	35	---	-----	Recommended	Renewal
		Maths	30	10	09	---	-----	Recommended	Renewal
		Elec Sci	40	---	---	---	-----	Recommended	Renewal
			40	21	09	---	Withdrawal	Recommended	Withdrawal
7.	M.Com	Finance	60	02	08	---	-----	Recommended	Renewal
8.	MSW		60	28	34	---	-----	Recommended	Renewal
9.	MA	Jor & Mas	30	02	06	---	-----	Recommended	Renewal
		English	30	04	05	---	-----	Recommended	Renewal

  
**Dr. Hanumanthappa**  
Member

  
**Dr. K. Nirmala**  
Member

**Dr. M. Muninarayanappa**  
Chairperson



3.20	Roster followed in Staff appointment	40 to 59 % - 2 < 40 % - 0	
3.21	Roster followed in Student's admission	90 to 100% - 5 60 to 89 % - 3 40 to 59 % - 2 < 40 % - 0	3
3.22	No. of Governing Council meetings held during previous academic year mandatorily with University nominee	90 to 100% - 5 60 to 89 % - 3 40 to 59 % - 2 < 40 % - 0	2
3.23	Student Grievance Redressal cell	2 meetings- 2 1 meeting - 1	2
3.24	Counselling Cell	Functional - 1	1
3.25	Sexual Harassment Redressal Cell	Functional - 1	1
3.26	Anti Ragging Cell	Functional - 1	1
3.27	Equal Opportunity Cell	Functional - 1	1
3.28	Remedial Classes conducted previous academic year	Available - 1	1
3.29	D.C.F Format in AISHE Portal	Conducted - 2 Uploaded - 2	2
<b>Total</b>			<b>50</b>

<b>IV. Student Performance Index: (Max. Score: 28) all pertaining to previous academic year</b>			
4.1	What is the total pass percentage during previous academic years?	> 90% - 8 75-89%- 6 60-74%- 4 50-59%- 2 35-49%- 1	4
4.2	University Ranks during previous academic year	5 or more - 3 2 or more - 2 1 - 1	2
4.3	% of students with I Class	≥75 - 4 ≥50 - 3 ≥25 - 2 10 to 24% - 1 <10 - 0	3
4.4	Career guidance and placement service	≥10% - 3 > 5% - 2 Less than 5% - 1	2
4.5	Prizes won in Co-curricular activities during previous year	International - 5 National - 4 State - 3 Inter-University- 2 Intra-University- 1	1
4.6	Prizes won in sports activities during previous year	International - 5 National - 4 State - 3 Inter-University- 2 Intra-University- 1	1
<b>Total</b>			<b>13</b>

No.	Parameter	Weight age assigned (%)	Max. Scores Possible	Scores secured	Weighted score (Score secured/ Max Score possible) X Weightage (%)
1	Infrastructure Index	30	65	50	23.07
2	Faculty Index	40	85	45	21.17
3	Process Index	15	72	50	10.41
4	Student Performance Index	15	28	13	6.96
<b>Total</b>		<b>100</b>	<b>250</b>	<b>158</b>	<b>61.61</b>
Minimum percentage of score required for :					
A) Renewal of affiliation - 40%					
B) Enhancement of intake - 45%					
C) Sanction of additional Course -50%					
D) Fresh Permanent affiliation -60%					
E) Renewal of Permanent affiliation -65%					

BNU/LIC Report/Score 2018-19



Scanned with  
CamScanner

Scanned by CamScanner

	previous academic year	50 to 69% - 3 25% - 49% - 2 < 25% - 1 None - 0	
2.10	No. of faculty involved in Extension services organized during previous academic year	0.5 per faculty	1
2.11	Innovative teaching practices / Usage of technologies for teaching	Subject to a maximum of 5 Excellent - 3 Very good - 2 Good - 1	2
2.12	Qualified Physical Education Instructor	Available - 2	2
2.13	Qualified Librarian	Available - 3	3
Total			45

III. Process/Management Index (Max. Score: 72)			
No.	Parameter	Quality-Scores	Scores
3.1	Student attendance	≥ 75% students with 75% attendance - 3 < 75% students with 75% attendance - 1	3
3.2	Student admission register	100% Maintained - 3 ≥ 50% Maintained - 1 < 50% Maintained - 0	3
3.3	Staff attendance register	100% Maintained - 2 ≥ 50% Maintained - 1 < 50% Maintained - 0	2
3.4	Acquittance/ Salary Register	Salary through Bank - 3 100% Maintained - 2 ≥ 50% Maintained - 1 < 50% Maintained - 0	3
3.5	Teaching & Non-teaching Staff Service Register	100% Maintained - 3 ≥ 50% Maintained - 1 < 50% Maintained - 0	3
3.6	Issue Register of Students and Staff at Library	100% Maintained - 2 ≥ 50% Maintained - 1 < 50% Maintained - 0	1
3.7	SC/ ST/Other Scholarship Register	100% Maintained - 2 ≥ 50% Maintained - 1 < 50% Maintained - 0	1
3.8	No. of learning activities outside the classroom viz., field study/ research labs etc., during previous academic year	≥ 2 per semester - 2 1 per semester - 1	2
3.9	No. of extra-curricular activities within the campus viz. employability training, add-on courses, etc., during previous academic year	≥ 2 per semester - 2 1 per semester - 1	2
3.10	No. of experts/ educationists who visited the campus during previous academic year	≥ 2 / semester - 2 1 / semester - 1	1
3.11	No. of companies that visited the campus for recruitment during previous academic year	≥ 3 - 2 1 to 2 - 1	1
3.12	No. of cultural events conducted during previous academic year	2 per year - 2 Conducted - 1	2
3.13	No. of sports events conducted during previous year	2 per year - 2 Conducted - 1	2
3.14	No. of exhibitions/fests conducted during previous academic year	2 and above - 2 Conducted - 1	2
3.15	NCC Units : Programmes conducted	2 and above - 3 Conducted - 1	1
3.16	NSS Units : Programmes conducted	2 and above - 3 Conducted - 1	1
3.17	Reward scheme to encourage staff/students	Per Scheme - 1	1
3.18	No. of FDPs/ Workshops/ Seminars/ others alike conducted during previous year	Subject to a max. of 3 Atleast 1 per semester - 1	1
3.19	Roster followed in Faculty appointment	1 per event with a maximum of 5 90 to 100% - 5 60 to 89 % - 3	2

BNU/LIC Report/Score 2018-19





## 2. 2016-17

**BANGALORE UNIVERSITY**  
Local Inquiry Committee Evaluation tool for the grant of Renewal Affiliation to  
**Bangalore City College, Bangalore** for the year 2015-16 → 2016-17

Ref: University Notification No. No.Aca-III/LIC/2016-17 dated: 05.05.2016  
Date of Visit: 19.05.2016

The Committee:

Sl. No.	Name of the Member	Designation
13.	Sri.Manjunath K R Syndicate Member, BUB	Chairperson
14.	Dr. Puttaraju HP Professor, Dept. of Life Science, BUB	Member
15.	Dr.MahadevaNaika M.S. Professor, Dept.of Mathematics, BUB	Member
16.	Dr. Sarvamangala Associate Professor, Dept. of Commerce, BUB	Subject Expert
17.	Sri B.R.Pavan Kumar, Est-II, BUB	Convenor

College Code	YC
Name & Address of the College, with phone no. and Website:	Bangalore City College 160, Chelikere Main Road, Behind BMTC Bus Depot, Kalyanagar, Bangalore 560043
Year of establishment:	1999-2000
Name of the Principal with Contact No., E-mail, Website	Dr. Lakshma Reddy
Name of the Society/Trust	Ramakrishna Education Trust
Type of Institution: Govt./Private Aided/ Un-aided	Private Un- Aided
Whether the Management belongs to SC/ST/Minority.	No

I. Infrastructure Index (Max. Score: 65)

No.	Parameter	Quality-Scores	Scores
1.1	Per Course : No. of class rooms (per section)	1 : 3 - 15 (for 3 years course) 1: 2 - 10 (for 3 years course) 1:1 - 0	3
1.2	Courses : Laboratory (wherever applicable)	1 : 2 - 5, 1: 1 - 3	5
1.3	Library and space	Adequate - 5, Satisfactory - 3 Inadequate - 2	05
1.4	Computer Lab space	Adequate - 3, Satisfactory - 2 Inadequate - 1	03
1.5	No. of Computers: No. Students	1:10 -5, 1:20-3,1:30 -1	05
1.6	Internet facility	Available - 2	02
1.7	Amount spent (Rs. In lakhs) for library books per 500 students during previous academic year (as per Accession Register)	> 2 lakh - 5 1 to 2 lakh - 3 0.5 to 1 lakh - 2 0.25 to 0.49 lakh - 1	05
1.8	Auditorium	Available - 1	01
1.9	Faculty Rooms	Adequate - 3, Satisfactory - 2	03

67

5. The College has accredited with NAAC 'B' grade.
6. Roster system needs to be followed in all appointments and admissions.
7. The college needs to take steps to improve students' strength for all other PG courses.

VII. Recommendation:

I. Renewal Affiliation to Existing Courses:  
UG Courses

Sl. No.	Existing Courses	Sanctioned Intake	On-Roll for the years			Enhancement or Reduction in intake number sought (if any) or Withdrawal	Recommended (write recommended number or mention as 'not recommended')	Comments, if any (Continue/ Discontinue/ Withdrawal)
			2015-16	2014-15	2013-14			
1	B.SC. M, S, C-SC	60					Recommended for existing intake	Continue
2	B.SC. BC BT	60					Recommended for existing intake	Continue
3	B.SC. PME	60					Recommended for existing intake	Continue
4	B.SC.FAD	60					Recommended for existing intake	Continue
5	BA	60					Recommended for existing intake	Continue
6	BA J E Psy	60					Recommended for existing intake	Continue
7	BA E Ps S	60					Recommended for existing intake	Continue
8	BA H Ps S	60					Recommended for existing intake	Continue
9	B.Com	160					Recommended for existing intake	Continue
10	BBA	180					Recommended for existing intake	Continue
11	BCA	140					Recommended for existing intake	Continue
1	M.Sc -Bio Chem	✓30	04	07	04		Recommended for existing intake	Continue
2	M.Sc Bio Tech	✓60	04	14	18		Recommended for existing intake	Continue
3	M.ScChem	✓60	09	06	37		Recommended for existing intake	Continue
4	M.Sc. Physics	✓30	18	34	60		Recommended for existing intake	Continue
5	M.Sc Mic Bio	✓30	03	06	15		Recommended for existing intake	Continue
6	M.Sc Comp Sc	✓60	26	27	07		Recommended for existing intake	Continue
7	M.Sc. Elec Sc	✓40	03	03	08		Recommended for existing intake	Continue
8	M.S. Comm	✓30	0	07	0		Recommended for existing intake	Continue
9	MFA	✓60	0	23	08		Recommended for existing intake	Continue





4.2	University Ranks during previous academic year	5 or more - 3 2 or more - 2 1 - 1	02
4.3	% of students with I Class	≥75 - 4 ≥50 - 3 ≥25 - 2 10 to 24% - 1 <10 - 0	00
4.4	Career guidance and placement service	≥10% - 3 > 5% - 2 Less than 5% - 1	00
4.5	Prizes won in <u>Co-curricular</u> activities during previous year	International- 5 National - 4 State-3 Inter-University- 2 Intra-University- 1	00
4.6	Prizes won in sports activities during previous year	International- 5 National - 4 State-3 Inter-University- 2 Intra-University- 1	00
Total			04

V. Total scores of all the Index parameters:

Parameter	Weightage assigned (%)	Max. Scores Possible	Scores secured	Weighted score (Score secured/ Max. Score possible) X Weightage (%)
Infrastructure Index	30	65	46	21.23
Faculty Index	40	85	47	32.10
Process Index	15	72	57	11.87
Student Performance Index	15	28	04	2.14
Total	100	250	-	67.14

Minimum percentage of score required for :

- ee. Renewal of affiliation - 40%
- ff. Enhancement of intake - 45%
- gg. Sanction of additional Course -50%
- hh. Fresh Permanent affiliation -60%
- ii. Renewal of Permanent affiliation -65%

VI. Observations/conditions if any:

- The Trust has made all provisions to furnish, to recruit staff and to procure required books etc. for additional course M.Com
- The Management has identified 6 (six teaching faculty including two doctorate holder and one NET qualified. However, has to insist all others to qualify NET/SLET
- The potential for starting new PG courses is justified on the ground that the college has various feeding colleges around the campus.
- The academic ambience of the college is fairly good.



	viz. employability training, add-on courses, etc., during previous academic year	1 per semester – 1	
3.10	No. of experts/ educationists who visited the campus during previous academic year	≥ 2 / semester – 2 1 / semester – 1	01
3.11	No. of companies that visited the campus for recruitment during previous academic year	≥ 3 – 2 1 to 2 – 1	02
3.12	No. of cultural events conducted during previous academic year	2 per year – 2 Conducted – 1	02
3.13	No. of sports events conducted during previous year	2 per year – 2 Conducted – 1	02
3.14	No. of exhibitions/fests conducted during previous academic year	2 and above – 2 Conducted – 1	02
3.15	NCC Units : Programmes conducted	2 and above – 3 Conducted – 1	---
3.16	NSS Units : Programmes conducted	2 and above – 3 Conducted – 1	03
3.17	Reward scheme to encourage staff/students	Per Scheme -1 Subject to a max. of 3	03
3.18	No. of FDPs/ Workshops/ Seminars/ others alike conducted during previous year	Atleast 1 per semester- 1 1 per event with a maximum of 5	03
3.19	Roster followed in Faculty appointment	90 to 100% - 5, 60 to 89 % - 3 40 to 59 % - 2, < 40 % - 0	02
3.20	Roster followed in Staff appointment	90 to 100% - 5 60 to 89 % - 3 40 to 59 % - 2 < 40 % - 0	02
3.21	Roster followed in Student's admission	90 to 100% - 5 60 to 89 % - 3 40 to 59 % - 2 < 40 % - 0	03
3.22	No. of Governing Council meetings held during previous academic year mandatorily with University nominee	2 meetings- 2 1 meeting- 1	02
3.23	Student Grievance Redressal cell	Functional -1	01
3.24	Counselling Cell	Functional -1	01
3.25	Sexual Harassment Redressal Cell	Functional -1	01
3.26	Anti Ragging Cell	Functional -1	01
3.27	Equal Opportunity Cell	Available – 1	01
3.28	Remedial Classes conducted previous academic year	Conducted -2	02
3.29	D.C.F Format in AISHE Portal	Uploaded – 2	02
	Total		57

IV. Student Performance Index: (Max. Score: 28) all pertaining to previous academic year

4.1	What is the total pass percentage during previous academic years?	> 90% - 8 75-89% - 6 60-74% - 4 50-59% - 2 35-49% - 1	02
-----	---	---	----





	seminars (atleast one during previous academic year)	50 to 74% -4 30 to 49% -3, 10 to 29% -2 <10% -1	
2.8	Percentage of faculty publishing atleast one paper during previous academic year	≥ 75% -5, 50 to 74% -4 30 to 49% -3, 10 to 29% -2 <10% -1	02
2.9	Percentage of faculty attending one FDP during previous academic year	≥ 70% -4, 50 to 69% -3 25% -49% -2 < 25% -1 None-0	01
2.10	No. of faculty involved in Extension services organized during previous academic year	0.5 per faculty Subject to a maximum of 5	03
2.11	Innovative teaching practices / Usage of technologies for teaching	Excellent -3, Very good -2 Good -1	02
2.12	Qualified Physical Education Instructor	Available-2	02
2.13	Qualified Librarian	Available-3	03
	Total		47

### III. Process/Management Index (Max. Score: 72 )

No.	Parameter	Quality-Scores	Scores
3.1	Student attendance	≥75% students with 75% attendance -3 < 75% students with 75% attendance -1	03
3.2	Student admission register	100% Maintained-3 ≥ 50% Maintained -1 < 50% Maintained -0	03
3.3	Staff attendance register	100% Maintained-2 ≥ 50% Maintained -1 < 50% Maintained -0	02
3.4	Acquittance/ Salary Register	Salary through Bank -3 100% Maintained-2 ≥ 50% Maintained -1 < 50% Maintained -0	03
3.5	Teaching & Non-teaching Staff Service Register	100% Maintained-3 ≥ 50% Maintained -1 < 50% Maintained -0	03
3.6	Issue Register of Students and Staff at Library	100% Maintained-2 ≥ 50% Maintained -1 < 50% Maintained -0	02
3.7	SC/ ST/Other Scholarship Register	100% Maintained-2 ≥ 50% Maintained -1 < 50% Maintained -0	02
3.8	No. of learning activities outside the classroom viz., field study/ research labs etc., during previous academic year	≥2 per semester -2 1 per semester -1	02
3.9	No. of extra-curricular activities within the campus	≥2 per semester -2	01

69

69



Scanned with  
CamScanner

Scanned by CamScanner



		Inadequate -1	
1.10	Exclusive Principal's Chamber	Available - 1	01
1.11	Administration Office	Available - 1	01
1.12	Drinking water for students	Available - 1	01
1.13	Separate Toilets for boys & girls (wherever applicable)	Adequate - 3, Satisfactory - 2 Available - 1	03
1.14	Canteen facility	Available - 1	01
1.15	Play Ground	Available - 1	01
1.16	Hostel facility (wherever applicable)	Available - 1	01
1.17	SC/ ST Book Bank	Available - 1	01
1.18	Exclusive Ladies room/ Rest room	Available - 1	01
1.19	Implementation status of last LIC recommendations	100% - 5, 80 to 99% - 4 60 to 79% - 3, 40 to 59% - 2 20 to 39% - 1, < 20% - 0	---
1.20	NAAC accreditation (mandatory for 5+ years college)	A - 5, B - 3, C - 2, Applied - 1,	03
Total			46

## II. Faculty Index (Max. Score: 85)

No.	Parameter	Quality-Scores	Scores
2.1	Teacher : Students Ratio (overall for the college)	1:10 - 15, 1:15 - 12 1:20 - 09, 1:30 - 06 1:40 - 03 1:50 - 01 Beyond 1:50 - 0	15
2.2	Ratio of teaching staff : to Non-teaching staff	5:1 - 5, 10:1 - 3, 15:1 - 1 & above - 0	05
2.3	No. of Evaluators : Total no. of Faculty with > 3 years experience	100% - 25, 090% - 20 080% - 15, 070% - 10 060% - 08, 050% - 06 < 50% - 00	08
2.4	% of faculty with Ph.D. (supported by Annexure 2)	≥ 25% - 3, 10-24% - 2 < 10% - 1	02
2.5	% of faculty with UGC NET/ SLET/ M.Phil. clearance	100% - 5, ≥ 75 - 4 ≥ 50 - 3, ≥ 25 - 2 < 20 - 1	02
2.6	No. of sponsored projects sanctioned during the previous academic year	1 per project subject to a maximum of 5	---
2.7	Percentage of faculty attending workshops/	≥ 75% - 5,	02

**BANGALORE UNIVERSITY**  
Local Inquiry Committee Evaluation tool for the grant of Renewal Affiliation to  
**Bangalore City College, Bangalore** for the year 2015-16 → 2016-17

Ref: University Notification No. No.Aca-III/LIC/2016-17 dated: 05.05.2016

Date of Visit: 19.05.2016

The Committee:

Sl. No.	Name of the Member	Designation
13.	Sri.Manjunath K R Syndicate Member, BUB	Chairperson
14.	Dr. Puttaraju HP Professor, Dept. of Life Science, BUB	Member
15.	Dr.MahadevaNaika M.S. Professor, Dept.of Mathematics, BUB	Member
16.	Dr. Sarvamangala Associate Professor, Dept. of Commerce, BUB	Subject Expert
17.	Sri B.R.Pavan Kumar, Est-II, BUB	Convenor

College Code	YC
Name & Address of the College, with phone no. and Website:	Bangalore City College 160, Chelikere Main Road, Behind BMTC Bus Depot, Kalyanagar, Bangalore 560043
Year of establishment:	1999-2000
Name of the Principal with Contact No., E-mail, Website	Dr. Lakshma Reddy
Name of the Society/Trust	Ramakrishna Education Trust
Type of Institution: Govt./Private Aided/ Un-aided	Private Un- Aided
Whether the Management belongs to SC/ST/Minority.	No

**I. Infrastructure Index (Max. Score: 65)**

No.	Parameter	Quality-Scores	Scores
1.1	Per Course : No. of class rooms (per section)	1 : 3 – 15 (for 3 years course) 1: 2 - 10 (for 3 years course) 1:1 - 0	3
1.2	Courses : Laboratory (wherever applicable)	1 : 2 – 5, 1: 1 - 3	5
1.3	Library and space	Adequate - 5, Satisfactory - 3 Inadequate – 2	05
1.4	Computer Lab space	Adequate - 3, Satisfactory - 2 Inadequate – 1	03
1.5	No. of Computers: No. Students	1:10 -5, 1:20-3,1:30 -1	05
1.6	Internet facility	Available – 2	02
1.7	Amount spent (Rs. In lakhs) for library books per 500 students during previous academic year (as per Accession Register)	> 2 lakh - 5 1 to 2 lakh - 3 0.5 to 1 lakh - 2 0.25 to 0.49 lakh - 1	05
1.8	Auditorium	Available – 1	01
1.9	Faculty Rooms	Adequate – 3, Satisfactory -2	03



Scanned with  
CamScanner

67

67

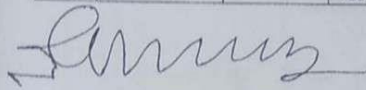
Scanned by CamScanner




10	MSW	60 ✓	43	42	29		Recommended for existing intake	Continue
11	MA Eng	30 ✓	05	11	07		Recommended for existing intake	Continue
12	MIB	30 ✓	0	0	0		Recommended for existing intake	Continue
13	M.Sc App Gen	30	0	0	0		Recommended for existing intake	Continue

b. Additional Course/s Affiliation


Sl. No.	Additional Course/s sought	Intake sought	Recommended (write recommended number or mention as 'not recommended')	Comments, if any (Continue/ Discontinue/ Withdrawal)
1	M.Com	40	Recommended to start with 20 intake from the Academic Year 2016-17	




Dr. Mahadeva Naika  
Member



Dr. Puttaraju HP  
Member



Dr. Sarvamangala  
Subject Expert



Sri K. R. Manjunath  
Syndicate Member  
Chairman

73

73



BANGALORE UNIVERSITY

Local Inquiry Committee Evaluation tool for the grant of Renewal Affiliation to  
Bangalore City College, Bangalore for the year 2015-16

Ref: University Notification No. No.Aca-III/LIC/2015-16 dated: 13.12.2014  
Date of Visit: 08.01.2015

The Committee:

Sl. No.	Name of the Member	Designation
1.	Dr.Sharath Anantha Murthy Professor, Dept.of Physics, BUB	Chairperson
2.	Dr.Suresh V Nadagoudar Dean Faculty of Law, Professor, University Law College, BUB	Member
3.	Dr.Mahadeva Naika M.S. Professor, Dept.of Mathematics, BUB	Member
4.	Dr.T.Mallikarjunappa Professor, Dept.of Business Administration Mangalore University, Managalagangothri Mangalore - 574199	Expert Member
5.	Sri.M.Rangaswamy, Superintendent Examination Branch, BUB	Convener

College Code	E007
Name & Address of the College, with phone no. and Website:	Bangalore City College No.160, Chelikere Main Road, Banasawadi, Outer Ring Road, Kalayanganagar Post, Bangalore-560043
Year of establishment:	2000
Name of the Principal with Contact No., E-mail, Website	Dr.B.Lakshmareddy, 9980573130
Name of the Society/Trust	Ramakrishna Education Trust
Type of Institution: Govt./Private Aided/ Un-aided	Private Un-aided
Whether the Management belongs to SC/ST/Minority.	-No-

Infrastructure Index (Max. Score: 65)

No.	Parameter	Quality Scores	Scores
1	Per Course : No. of class rooms (per section)	1 : 3 - 15 (for 3 years course) 1 : 2 - 10 (for 3 years course) 1 : 1 - 0	10
2	Courses : Laboratory (wherever applicable)	1 : 2 - 5 1 : 1 - 3	03
3	Library and space	Adequate - 5 Satisfactory - 3 Inadequate - 2	02
4	Computer Lab space	Adequate - 3 Satisfactory - 2 Inadequate - 1	02

3.4	Acquittance/ Salary Register	Salary through Bank -3 100% Maintained - 2 ≥ 50% Maintained - 1 < 50% Maintained - 0	03
3.5	Teaching & Non-teaching Staff Service Register	100% Maintained - 3 ≥ 50% Maintained - 1 < 50% Maintained - 0	03
3.6	Issue Register of Students and Staff at Library	100% Maintained - 2 ≥ 50% Maintained - 1 < 50% Maintained - 0	02
3.7	SC/ ST/Other Scholarship Register	100% Maintained - 2 ≥ 50% Maintained - 1 < 50% Maintained - 0	02
3.8	No. of learning activities outside the classroom viz., field study/ research labs etc., during previous academic year	≥ 2 per semester - 2 1 per semester - 1	02
3.9	No. of extra-curricular activities within the campus viz. employability training, add-on courses, etc., during previous academic year	≥ 2 per semester - 2 1 per semester - 1	01
3.10	No. of experts/ educationists who visited the campus during previous academic year	≥ 2 / semester - 2 1 / semester - 1	01
3.11	No. of companies that visited the campus for recruitment during previous academic year	≥ 3 - 2 1 to 2 - 1	01
3.12	No. of cultural events conducted during previous academic year	2 per year - 2 Conducted - 1	02
3.13	No. of sports events conducted during previous year	2 per year - 2 Conducted - 1	02
3.14	No. of exhibitions/fests conducted during previous academic year	2 and above - 2 Conducted - 1	01
3.15	NCC Units : Programmes conducted	2 and above - 3 Conducted - 1	--
3.16	NSS Units : Programmes conducted	2 and above - 3 Conducted - 1	03
3.17	Reward scheme to encourage staff/students	Per Scheme - 1 Subject to a max. of 3	03
3.18	No. of FDPs/ Workshops/ Seminars/ others alike conducted during previous year	Atleast 1 per semester - 1 1 per event with a maximum of 5	--
3.19	Roster followed in Faculty appointment	90 to 100% - 5 60 to 89 % - 3 40 to 59 % - 2 < 40 % - 0	--
3.20	Roster followed in Staff appointment	90 to 100% - 5 60 to 89 % - 3 40 to 59 % - 2 < 40 % - 0	--
3.21	Roster followed in Student's admission	90 to 100% - 5 60 to 89 % - 3 40 to 59 % - 2 < 40 % - 0	02
3.22	No. of Governing Council meetings held during previous academic year mandatorily with University nominee	2 meetings - 2 1 meeting - 1	02

LIC Report/Score

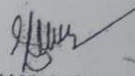
70

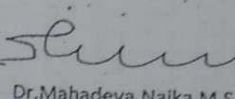


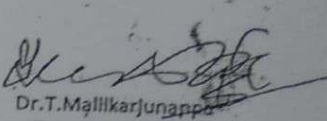
Scanned with  
CamScanner

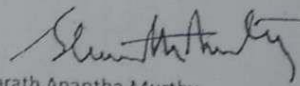
Scanned by CamScanner

18	M.Sc Electronic Science	40	03	08	--	--	<del>40 recommended</del>	Continue
19	M.Sc Maths	30	06	12	--	--	<del>30 recommended</del>	Continue
20	M.Sc Computer Science	60	27	07	--	--	<del>60 recommended</del>	Continue
21	M S Communication	30	07	0	--	--	<del>30 recommended</del>	Continue
22	MSW	60	42	29	--	--	<del>60 recommended</del>	Continue
23	MIB	30	0	0	--	--	<del>30 recommended</del>	Continue
24	MFA	60	23	08	--	--	<del>60 recommended</del>	Continue
25	MA English	30	11	07	--	--	<del>30 recommended</del>	Continue

  
Dr. Suresh V Nadagoudar  
Member

  
Dr. Mahadeva Naika M.S  
Member

  
Dr. T. Mallikarjunappa  
Expert Member

  
Dr. Sharath Anantha Murthy  
Chairperson



VI. Observations if any:

1. College is running all its PG courses in a premise different from the declared address.
2. Expenditure towards Library is inadequate.
3. Previous LIC observations not fulfilled.
4. Most of the eligible teachers have not participated in evaluation work.
5. Most of the teachers are not involved in extension services.
6. Most of the teachers have not attended FDP, Seminars and Workshops.
7. College management has to take proactive measures to hire faculty with NET/SLET/PhD qualifications.
8. Total percentage of results in previous academic year is very poor.
9. Salary paid to faculty is not satisfactory and also they are not paid PF. The salary should be enhanced and PF should be paid.

VII. Recommendation:

a. Renewal Affiliation to Existing Courses:

Sl. No.	Existing Courses	Sanctioned Intake	On-Roll for the years			Enhancement or Reduction in Intake number sought (If any) or Withdrawal	Recommended (write recommended number or mention as 'not recommended')	Comments, If any (Continue/Discontinue/Withdrawal)
			2014-15	2013-14	2012-13			
1	B.Sc-MSTCS	60	0	7	17	--	60 recommended	Continue
2	MBBTC	60	04	0	25	--	60 recommended	Continue
3	BIOCHE, Genti, BT	60	08	16	25	--	60 recommended	Continue
4	FAD	60	25	10	08	--	60 recommended	Continue
5	PME	60	0	0	0	--	60 recommended	Continue
6	BA- Jour, Eng, Psy	60	10	7	13	--	60 recommended	Continue
7	ESP	60	0	0	0	--	60 recommended	Continue
8	HPS	60	0	0	05	--	60 recommended	Continue
9	B.Com	160	77	33	52	--	160 recommended	Continue
10	B.B.M.	180	24	23	44	--	180 recommended	Continue
11	B.C.A	140	51	45	63	--	140 recommended	Continue
12	M.Sc Biotech	60	14	18	--	--	30 recommended	Continue
13	M.Sc Microbiology	30	05	15	--	--	30 recommended	Continue
14	M.Sc Biochemistry	30	07	04	--	--	60 recommended	Continue
15	M.Sc Chemistry Organic-30, Analytical -30	30+30=60	06	37	--	--	30+30=60 recommended	Continue
16	M.Sc Applied Genetics	30	0	0	--	--	30 recommended	Continue
17	M.Sc Physics	30	34	60	--	--	30 recommended	Continue

	Student Grievance Redressal cell	Functional -1	01
	Counselling Cell	Functional -1	01
3.25	Sexual Harassment Redressal Cell	Functional -1	01
3.26	Anti Ragging Cell	Functional -1	01
3.27	Equal Opportunity Cell	Available - 1	01
3.28	Remedial Classes. conducted previous academic year	Conducted -2	--
3.29	D.C.F Format in AISHE Portal	Uploaded - 2	02
	Total		46
IV. Student Performance Index: (Max. Score: 28) all pertaining to previous academic year			
4.1	What is the total pass percentage during previous academic years?	> 90% - 8 75-89% - 6 60-74% - 4 50-59% - 2 35-49% - 1	01
4.2	University Ranks during previous academic year	5 or more - 3 2 or more - 2 1 - 1	02
4.3	% of students with I Class	≥75 - 4 ≥50 - 3 ≥25 - 2 10 to 24% - 1 <10 - 0	01
4.4	Career guidance and placement service	≥10% - 3 > 5% - 2 Less than 5% - 1	01
4.5	Prizes won in Co-curricular activities during previous year	International- 5 National - 4 State-3 Inter-University- 2 Intra-University- 1	--
4.6	Prizes won in sports activities during previous year	International- 5 National - 4 State-3 Inter-University- 2 Intra-University- 1	--
	Total		05

V. Total scores of all the index parameters:

Parameter	Weightage assigned (%)	Max. Scores Possible	Scores secured	Weighted score (Score secured/ Max. Score possible) X Weightage (%)
Infrastructure Index	30	65	41	18.9
Faculty Index	40	85	29	13.6
Process Index	15	72	46	09.6
Student Performance Index	15	28	5	2.67
Total	100	250	121	44.77

Minimum percentage of score required for :

- Renewal of affiliation - 40%
- Enhancement of intake - 45%
- Sanction of additional Course -50%
- Fresh Permanent affiliation -60%
- Renewal of Permanent affiliation -65%

CS Scanned with

CamScanner

Scanned by CamScanner

BANGALORE UNIVERSITY

Local Inquiry Committee Evaluation tool for the grant of Renewal Affiliation to  
Bangalore City College, Bangalore for the year 2015-16

Ref: University Notification No. No.Aca-III/LIC/2015-16 dated: 13.12.2014  
Date of Visit: 08.01.2015

The Committee:

Sl. No.	Name of the Member	Designation
1.	Dr.Sharath Anantha Murthy Professor, Dept.of Physics, BUB	Chairperson
2.	Dr.Suresh V Nadagoudar Dean Faculty of Law, Professor, University Law College, BUB	Member
3.	Dr.Mahadeva Nalka M.S. Professor, Dept.of Mathematics, BUB	Member
4.	Dr.T.Mallikarjunappa Professor, Dept.of Business Administration Mangalore University, Managalagangothri Mangalore - 574199	Expert Member
5.	Sri.M.Rangaswamy, Superintendent Examination Branch, BUB	Convener

College Code	E007
Name & Address of the College, with phone no. and Website:	Bangalore City College No.160, Chelikere Main Road, Banasawadi, Outer Ring Road, Kalayananagar Post, Bangalore-560043
Year of establishment:	2000
Name of the Principal with Contact No., E-mail, Website	Dr.B.Lakshmareddy, 9980573130
Name of the Society/Trust	Ramakrishna Education Trust
Type of Institution: Govt./Private Aided/ Un-aided	Private Un-aided
Whether the Management belongs to SC/ST/Minority.	-No-

Infrastructure Index (Max. Score: 65)

No.	Parameter	Quality Scores	Scores
1	Per Course : No. of class rooms (per section)	1 : 3 - 15 (for 3 years course) 1: 2 - 10 (for 3 years course) 1:1 - 0	10
2	Courses : Laboratory (wherever applicable)	1 : 2 - 5 1: 1 - 3	03
3	Library and space	Adequate - 5 Satisfactory - 3 Inadequate - 2	02
4	Computer Lab space	Adequate - 3 Satisfactory - 2 Inadequate - 1	02



3.4	Acquittance/ Salary Register	Salary through Bank - 3 100% Maintained - 2 ≥ 50% Maintained - 1 < 50% Maintained - 0	03
3.5	Teaching & Non-teaching Staff Service Register	100% Maintained - 3 ≥ 50% Maintained - 1 < 50% Maintained - 0	03
3.6	Issue Register of Students and Staff at Library	100% Maintained - 2 ≥ 50% Maintained - 1 < 50% Maintained - 0	02
3.7	SC/ ST/Other Scholarship Register	100% Maintained - 2 ≥ 50% Maintained - 1 < 50% Maintained - 0	02
3.8	No. of learning activities outside the classroom viz., field study/ research labs etc., during previous academic year	≥ 2 per semester - 2 1 per semester - 1	02
3.9	No. of extra-curricular activities within the campus viz. employability training, add-on courses, etc., during previous academic year	≥ 2 per semester - 2 1 per semester - 1	01
3.10	No. of experts/ educationists who visited the campus during previous academic year	≥ 2 / semester - 2 1 / semester - 1	01
3.11	No. of companies that visited the campus for recruitment during previous academic year	≥ 3 - 2 1 to 2 - 1	01
3.12	No. of cultural events conducted during previous academic year	2 per year - 2 Conducted - 1	02
3.13	No. of sports events conducted during previous year	2 per year - 2 Conducted - 1	02
3.14	No. of exhibitions/fests conducted during previous academic year	2 and above - 2 Conducted - 1	01
3.15	NCC Units : Programmes conducted	2 and above - 3 Conducted - 1	--
3.16	NSS Units : Programmes conducted	2 and above - 3 Conducted - 1	03
3.17	Reward scheme to encourage staff/students	Per Scheme - 1 Subject to a max. of 3	03
3.18	No. of FDPs/ Workshops/ Seminars/ others alike conducted during previous year	Atleast 1 per semester - 1 1 per event with a maximum of 5	--
3.19	Roster followed in Faculty appointment	90 to 100% - 5 60 to 89 % - 3 40 to 59 % - 2 < 40 % - 0	--
3.20	Roster followed in Staff appointment	90 to 100% - 5 60 to 89 % - 3 40 to 59 % - 2 < 40 % - 0	--
3.21	Roster followed in Student's admission	90 to 100% - 5 60 to 89 % - 3 40 to 59 % - 2 < 40 % - 0	02
3.22	No. of Governing Council meetings held during previous academic year mandatorily with University nominee	2 meetings - 2 1 meeting - 1	02

LIC Report/Score

490

18	M.Sc Electronic Science	40	03	08	--	--	40 recommended	Continue
19	M.Sc Maths	30	06	12	--	--	30 recommended	Continue
20	M.Sc Computer Science	60	27	07	--	--	60 recommended	Continue
21	M.S Communication	30	07	0	--	--	30 recommended	Continue
22	MSW	60	42	29	--	--	60 recommended	Continue
23	MIB	30	0	0	--	--	30 recommended	Continue
24	MFA	60	23	08	--	--	60 recommended	Continue
25	MA English	30	11	07	--	--	30 recommended	Continue

Dr.Suresh V Nadagoudar  
Member

Dr.Mahadeva Naika M.S  
Member

Dr.T.Mallikarjunappa  
Expert Member

Dr.Sharath Anantha Murthy  
Chairperson

VI. Observations if any:

1. College is running all its PG courses in a premise different from the declared address.
2. Expenditure towards Library is inadequate.
3. Previous LIC observations not fulfilled.
4. Most of the eligible teachers have not participated in evaluation work.
5. Most of the teachers are not involved in extension services.
6. Most of the teachers have not attended FDP, Seminars and Workshops.
7. College management has to take proactive measures to hire faculty with NET/SLET/PhD qualifications.
8. Total percentage of results in previous academic year is very poor.
9. Salary paid to faculty is not satisfactory and also they are not paid PF. The salary should be enhanced and PF should be paid.

VII. Recommendation:

- a. Renewal Affiliation to Existing Courses:

Sl. No.	Existing Courses	Sanctioned Intake	On-Roll for the years			Enhancement or Reduction in Intake number sought (if any) or Withdrawal	Recommended (write recommended number or mention as 'not recommended')	Comments, if any (Continue/Discontinue/Withdrawal)
			2014-15	2013-14	2012-13			
1	B.Sc-MSTCS	60	0	7	17	--	60 recommended	Continue
2	MBBTC	60	04	0	25	--	60 recommended	Continue
3	BIOCHE, Genti, BT	60	08	16	25	--	60 recommended	Continue
4	FAD	60	25	10	08	--	60 recommended	Continue
5	PME	60	0	0	0	--	60 recommended	Continue
6	BA- Jour, Eng, Psy	60	10	7	13	--	60 recommended	Continue
7	ESP	60	0	0	0	--	60 recommended	Continue
8	HPS	60	0	0	05	--	60 recommended	Continue
9	B.Com	160	77	33	52	--	160 recommended	Continue
10	B.B.M.	180	24	23	44	--	180 recommended	Continue
11	B.C.A	140	51	45	63	--	140 recommended	Continue
12	M.Sc Biotech	60	14	18	--	--	30 recommended	Continue
13	M.Sc Microbiology	30	05	15	--	--	30 recommended	Continue
14	M.Sc Biochemistry	30	07	04	--	--	60 recommended	Continue
15	M.Sc Chemistry Organic-30, Analytical -30	30+30=60	06	37	--	--	30+30=60 recommended	Continue
16	M.Sc Applied Genetics	30	0	0	--	--	30 recommended	Continue
17	M.Sc Physics	30	34	60	--	--	30 recommended	Continue



	Student Grievance Redressal cell	Functional -1	01
	Counselling Cell	Functional -1	01
3.25	Sexual Harassment Redressal Cell	Functional -1	01
3.26	Anti Ragging Cell	Functional -1	01
3.27	Equal Opportunity Cell	Available - 1	01
3.28	Remedial Classes conducted previous academic year	Conducted -2	--
3.29	D.C.F Format in AISHE Portal	Uploaded - 2	02
	Total		46
IV. Student Performance Index: (Max. Score: 28) all pertaining to previous academic year			
4.1	What is the total pass percentage during previous academic years?	> 90% - 8 75-89% - 6 60-74% - 4 50-59% - 2 35-49% - 1	01
4.2	University Ranks during previous academic year	5 or more - 3 2 or more - 2 1 - 1	02
4.3	% of students with I Class	≥75 - 4 ≥50 - 3 ≥25 - 2 10 to 24% -1 <10 -0	01
4.4	Career guidance and placement service	≥10% -3 > 5% - 2 Less than 5% - 1	01
4.5	Prizes won in Co-curricular activities during previous year	International- 5 National - 4 State-3 Inter-University- 2 Intra-University- 1	--
4.6	Prizes won in sports activities during previous year	International- 5 National - 4 State-3 Inter-University- 2 Intra-University- 1	--
	Total		05

V. Total scores of all the index parameters:

Parameter	Weightage assigned (%)	Max. Scores Possible	Scores secured	Weighted score (Score secured/ Max. Score possible) X Weightage (%)
Infrastructure Index	30	65	41	18.9
Faculty Index	40	85	29	13.6
Process Index	15	72	46	09.6
Student Performance Index	15	28	5	2.67
Total	100	250	121	44.77

Minimum percentage of score required for :

- Renewal of affiliation - 40%
- Enhancement of intake - 45%
- Sanction of additional Course -50%
- Fresh Permanent affiliation -60%
- Renewal of Permanent affiliation -65%



Scanned with  
CamScanner

4/1

Scanned by CamScanner

# BANGALORE UNIVERSITY

Report/Evaluation tool of the Local Inquiry Committee for the grant of Renewal of Affiliation(College)  
for the year 2014-15

Ref: University Notification No. No.Aca-III/LIC/2014-15 dated:08-1-2014.

Date of Visit: 05-02-2014

Revisit: 20-02-2014

The Committee: Prof. Narayana Chetty, Y., Dept of Sociology

Sl. No.	Name of the Member	Designation
1.	Prof. Narayana Chetty, Y., Dept of Sociology	Chairman
2.	Prof. Manjunath, N.H., Dept of Biochemistry	Member
3.	Dr. Anjanappa, M., Librarian	Member
4.	Sri. Rajendra Swamy, B., Superintendent	Convenor
5.	Tagade, Prasad, commitment	sub exp.
6.	Dr. Hanumanthappa M. M.A	sub exp

College Code	E007
Name & Address of the College:	BANGALORE CITY COLLEGE 160, Chellkere Main Road, Banaswadi Outer Ring Road, Kalyana Nagar (Post), Behind BTS Depot, Chellkere, Bangalore-560043
Name of the Principal with Contact No.	Dr. S. Devarajulu. 080-25439953, 25499954, Fax: 080-25459958
Name of the Management	Ramakrishan Education Trust *
Whether the Management belongs to SC/ST/Minority	No

## I. Process/Management Index ( Max. Score: 53 )

No.	Parameter	Quality-Scores	Scores
1.1	Student attendance	≥75% students with 75% attendance - 2 < 75% students with 75% attd. -1	2
1.2	Student admission register	100% Maintained - 2 ≥ 50% Maintained - 1 < 50% Maintained - 0	2
1.3	Acquittance/ Salary Register	100% Maintained - 2 ≥ 50% Maintained - 1 < 50% Maintained - 0	2

*[Signature]*  
11



Scanned with  
CamScanner

Scanned by CamScanner

## V. Total scores of all the index parameters:

No.	Parameter	Weightage assigned (%)	Max. Scores Possible	Scores secured	Weighted score (Score secured / Max. Score possible * Weightage)
1	Process Index	20	53	38	14%
2	Faculty Index	30	26	13	15%
3	Infrastructure Index	30	26	22	25%
4	Student Performance Index	20	23	07	6%
Total		100	128	80	62.5%

Minimum percentage of score required for :

- Renewal of affiliation - 40%
- Enhancement of intake - 45%
- Sanction of additional Course - 50%
- Fresh Permanent affiliation - 60%
- Renewal of Permanent affiliation - 65%

## VI. Recommendation:

- a. Renewal Affiliation to Existing Courses/ Enhancement or Reduction in intake number or Withdrawal of existing course/s 2014-15

Sl. No.	Existing Courses	Sanctioned Intake	On-Roll for 2014-15	Enhancement or Reduction in intake number sought (if any) or Withdrawal	Recommended (write recommended number or mention as 'not recommended')	Comments (Continued, Discontinued, Withdrawal)
1.	B.Sc (BBG)	90			90	continued
2.	B.Sc (MCB)	60			60	continued
3.	B.Sc (CMS)	60			60	continued
4.	B.Sc (FA)	60			60	continued
5.	B.Sc (EPM)	60			60	continued
6.	B.A (JPOEng)	60			60	continued
7.	B.A. (HPS)	60			60	continued
8.	B.A(EPS)	60			60	continued
9.	B.Com	160			160	continued
10.	BBM	180			180	continued
11.	BCA	140			140	continued
12.	MSW	60			60	continued
13.	MIB	30			30	continued
14.	MFA	60			60	continued
15.	M.Sc Biotechnology	60			60	continued
16.	M.Sc Biochemistry	30			30	continued
17.	M.Sc Chemistry	90			90	continued



16

	(Organic-45, Analytical-45)					
18.	M.Sc Microbiology	60			60	continued
19.	M.Sc Applied Genetics	30			30	continued
20.	M.Sc Physics	60			60	continued
21.	M.Sc Electronics	40			40	continued
22.	M.Sc Mathematics	30			30	continued
23.	MA English	30			30	continued
24.	M.Sc Computer Sci	60			60	continued
25.	M.Sc Communication	30			30	continued

The committee visited the college on 27-01-2014 to consider renewal of affiliation for the year 2014-15. The committee recommends the renewal of affiliation of all the U.G. and P.G Courses with sanction intake offered by the college for the current year 2014-15.

As per the direction of the University vide letter No. ACA III LIC 2014-15 dated 10-02-2014 the committee revisited the college along with the subject experts concerned on 20<sup>th</sup> February 2014 and checked all the records made available by the college management. The renewal of affiliation to the courses referred to in the above letter for the year 2014-15 is included in the list given below. The committee recommends Post-Facto renewal of affiliation to all the U.G. and P.G. Courses for the year 2011-12, 2012-13, 2013-14.

#### VI. Recommendation:

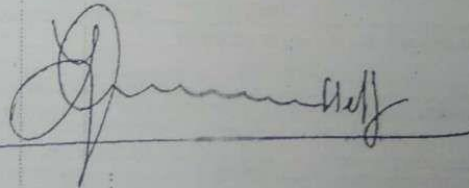
##### b. Renewal Affiliation to Existing Courses/ Enhancement or Reduction in intake number or Withdrawal of existing course/s

Sl. No.	Existing Courses	Sancti oned Intake	On-Roll for			Enhancement or Reduction in Intake number sought (If any) or Withdrawal	Recommended (write recommended number or mention as 'not recommended'	Comments, if any (Continue/ Discontinue/ Withdrawal)
			11-12	12-13	13-14			
1.	B.Sc (BBG)	90	25	26	16		90	continued
2.	B.Sc (MCB)	60	04	25	0		60	continued
3.	B.Sc (CMS)	60	0	17	07		60	continued
4.	B.Sc (FA)	60	11	08	10		60	continued
5.	B.Sc (EPM)	60	0	06	0		60	continued
6.	B.A (IPOEng)	60	17	13	07		60	continued
7.	B.A (HPS)	60	01	05	0		60	continued

16



3.5	Amount spent (Rs. in lakhs) for library books during previous year (as per Accession register)	> 1 lac - 3 0.5 - 1 lac - 2 0.25 - 0.49 lac - 1	2
3.6	Auditorium	Available - 1	1
3.7	Faculty room	Adequate - 2 Inadequate - 1	1
3.8	Exclusive Principal's Office & Chamber	Available - 1	1
3.9	Administration Office	Available - 1	1
3.10	Drinking water for students	Available - 1	1
3.11	Separate Toilets for boys & girls students (Wherever applicable)	Available - 2	2
3.12	Canteen facility	Available - 1	1
3.13	Play Ground	Available - 1	1
3.14	Hostel facility (Wherever applicable)	Available - 1	1
3.15	SC/ ST book Bank	Available - 1	1
3.16	Exclusive Ladies room/ Rest room	Available - 1	1
Total			22
<b>IV. Student Performance Index: (Max. Score: 23) all pertaining 2013-14</b>			
4.1	What is the total pass percentage last semester?	> 90% - 5 75-89% - 4 60-74% - 3 50-59% - 2 35-49% - 1	3
4.2	University Ranks during previous year	2 or more - 2 1 - 1	1
4.3	% of students with I Class	> 25% - 3 11-24% - 2 5-10% - 1	1
4.4	Career guidance and placement service	> 10% - 3 > 5% - 2 Less than 5% - 1	2
4.5	Prizes won in extra-curricular activities during previous year	International - 5 National - 4 State - 3 Inter-University - 2 Intra-University - 1	0
4.6	Prizes won in sports activities during previous year	International - 5 National - 4 State - 3 Inter-University - 2 Intra-University - 1	0
Total			07



1.27	Remedial Classes conducted previous years	Conducted -1	1
1.28	D.C.F Format in AISHE Portal	Uploaded - 1	1
Total			38

### II. Faculty Index (Max. Score: 26)

No.	Parameter	Quality-Scores	Scores
2.1	% of faculty with Ph.D. (supported by Annexure 2)	≥ 25% - 3 10-24% - 2 < 10% - 1	2
2.2	% of faculty with UGC NET/ SLET/ M.Phil. clearance	> 75% - 3 > 50% - 2 1-49% - 1	2
2.3	No. of sponsored projects sanctioned during the previous year	≥ 2 - 2 = 1 - 1	0
2.4	Percentage of faculty attending workshops/ seminars atleast one during previous year	≥ 50% - 3 25% - 49% - 2 < 25% - 1 None - 0	2
2.5	Percentage of faculty publishing atleast one paper during previous year	≥ 50% - 3 25% - 49% - 2 < 25% - 1 None - 0	1
2.6	Percentage of faculty attending one FDP during previous year	≥ 50% - 3 25% - 49% - 2 < 25% - 1 None - 0	0
2.7	No. of Evaluators : Total no. of Faculty with > 3 years experience	> 75% - 3 > 50% - 2 > 25% - 1	2
2.8	No. of faculty involved in Extension services organized during previous year	> 2 - 2 1 to 2 - 1	1
2.9	Innovative teaching practices	Excellent - 2 Good - 1	1
2.10	Qualified Physical Education Instructor	Available - 1 Not available - 0	1
2.11	Qualified Librarian	Available - 1 Not available - 0	1
Total			13


### III. Infrastructure Index (Max. Score: 26)

No.	Parameter	Quality-Scores	Scores
3.1	No. of Courses : No. of class rooms	1:3 - 3 1:2 - 2 1:1 - 1	3
3.2	Courses : Laboratory (Wherever applicable)	1:3 - 3 1:2 - 2 1:1 - 1	2
3.3	No. of Computers: No. Students	1:10 - 3 1:20 - 2 1:30 - 1	2
3.4	Internet facility	Available - 1	1



12

1.4	Teaching & Non-teaching Staff Service Register	100% Maintained - 2 ≥ 50% Maintained - 1 < 50% Maintained - 0	2
1.5	Issue Register of Students and Staff at Library	100% Maintained - 2 ≥ 50% Maintained - 1 < 50% Maintained - 0	2
1.6	SC/ ST/Other Scholarships	100% Maintained - 2 ≥ 50% Maintained - 1 < 50% Maintained - 0	1
1.7	Teacher : Students Ratio (overall for the college)	1:20 - 3 1:30 - 2 1:40 - 1 Beyond 1:40 - 0	2
1.8	Ratio of teaching staff : to Non-teaching staff	5:1 - 2 10:1 - 1 15:1 & above - 0	2
1.9	No. of learning activities outside the classroom field study/ research labs etc., during previous year	≥ 2 per semester - 2 1 per semester - 1	1
1.10	No. of extra-curricular activities within the campus viz. employability training, add-on courses, etc., during previous year	≥ 2 per semester - 2 1 per semester - 1	1
1.11	No. of experts/ educationists visiting the campus during previous year	≥ 2 / semester - 2 1 / semester - 1	0
1.12	No. of companies that visited the campus for recruitment during previous year	≥ 3 - 2 1 to 2 - 1	0
1.13	No. of cultural events conducted during previous year	Conducted - 1	1
1.14	No. of sports events conducted during previous year	Conducted - 1	1
1.15	No. of exhibitions conducted during previous year	Conducted - 1	0
1.16	NCC & NSS Units	Both functioning - 2 Only one functioning - 1	1
1.17	Reward scheme to encourage teaching staff	Present - 1	1
1.18	No. of FDPs/ Workshops/ Seminars/ others alike conducted during previous year	Atleast 1 per semester - 1 1 per event with a maximum of 5	3
1.19	Student Grievance redressal cell	Established - 1	1
1.20	Roster followed	75% & above - 3 50 - 74 % - 2 25-49% - 1	2
1.21	Implementation status of last LIC recommendations	≥ 75% - 3 ≥ 50% - 2 ≥ 25% - 1	2
1.22	NAAC accreditation (mandatory for 5+ years college)	A - 3, B - 2, C or Applied - 1,	2
1.23	No. of Governing Council meetings held during previous year mandatorily with University nominee	2 meetings - 2 1 meeting - 1	2
1.24	Counselling Cell	Available - 1	1
1.25	Sexual Harassment Cell	Available - 1	1
1.26	Equal opportunity Cell	Available - 1	1





# BANGALORE UNIVERSITY

Report/Evaluation tool of the Local Inquiry Committee for the grant of Renewal of Affiliation(College) for the year 2014-15

Ref: University Notification No. No.Aca-III/LIC/2014-15 dated:08-1-2014.

Date of Visit: 05-02-2014

Revisit: 20-02-2014

The Committee: Prof. Narayana Chetty, Y., Dept of Sociology

Sl. No.	Name of the Member	Designation
1.	Prof. Narayana Chetty, Y., Dept of Sociology	Chairman
2.	Prof. Manjunath, N.H., Dept of Biochemistry	Member
3.	Dr. Anjanappa, M., Librarian	Member
4.	Sri. Rajendra Swamy, B., Superintendent	Convenor
5.	Tagadiah, J. K. R. M. A. M. A.	sub. Exp.
6.	Dr. Hanumanthappa, M. A. M. A.	sub. Exp.
College Code		E007
Name & Address of the College:		BANGALORE CITY COLLEGE 160, Chellkere Main Road, Banashwadi Outer Ring Road, Kalyana Nagar (Post), Behind BTS Depot, Chellkere, Bangalore-560043
Name of the Principal with Contact No.		Dr. S. Devarajulu. 080-25439953, 25499954, Fax: 080-25459958
Name of the Management		Ramakrishna Education Trust *
Whether the Management belongs to SC/ST/Minority		No

I. Process/Management Index ( Max. Score: 53 )			
No.	Parameter	Quality-Scores	Scores
1.1	Student attendance	≥75% students with 75% attendance - 2 < 75% students with 75% attnd. -1	2
1.2	Student admission register	100% Maintained- 2 ≥ 50% Maintained - 1 < 50% Maintained - 0	2
1.3	Acquittance/ Salary Register	100% Maintained- 2 ≥ 50% Maintained - 1 < 50% Maintained - 0	2



Scanned with  
CamScanner

Scanned by CamScanner

83

IV. Student Performance Index (Max. Score: 28) all pertaining to previous academic year			
4.1	What is the total pass percentage during previous academic years?	> 90% - 8 75-89% - 6 60-74% - 4 50-59% - 2 35-49% - 1	06
4.2	University Ranks during previous academic year	5 or more - 3 2 or more - 2 1 - 1	03
4.3	% of students with I Class	≥ 75 - 4 ≥ 50 - 3 ≥ 25 - 2 10 to 24% - 1 < 10 - 0	04
4.4	Career guidance and placement service	≥ 10% - 3 > 5% - 2 Less than 5% - 1	02
4.5	Prizes won in Co-curricular activities during previous year	International - 5 National - 4 State - 3 Inter-University - 2 Intra-University - 1	01
4.6	Prizes won in sports activities during previous year	International - 5 National - 4 State - 3 Inter-University - 2 Intra-University - 1	01
Total			17

V. Total scores of all the index parameters:

No.	Parameter	Weightage assigned (%)	Max. Scores Possible	Scores secured	Weighted score (Score secured / Max. Score possible) X Weightage (%)
1	Infrastructure Index	30	65	53	24.46
2	Faculty Index	40	85	49	23.05
3	Process Index	15	72	56	11.66
4	Student Performance Index	15	28	17	9.10
Total		100	250	175	68.27

Minimum percentage of score required for:

- A) Renewal of affiliation - 40%
- B) Enhancement of intake - 45%
- C) Sanction of additional Course - 50%
- D) Fresh Permanent affiliation - 60%
- E) Renewal of Permanent affiliation - 65%

VI. Observations if any:

1. Ramp should be provided
2. Lift facilities should be provided
3. Library books should be purchased
4. Admission should be improved
5. For Commerce, teaching staff should be appointed immediately

UC Report/Score

43

*Signature*





82

3.7	SC/ST/Other Scholarship Register	100% Maintained - 2 ≥ 50% Maintained - 1 < 50% Maintained - 0	01
3.8	No. of learning activities outside the classroom viz. field study/ research labs etc., during previous academic year	≥ 2 per semester - 2 1 per semester - 1	01
3.9	No. of extra-curricular activities within the campus viz. employability training, add-on courses, etc., during previous academic year	≥ 2 per semester - 2 1 per semester - 1	02
3.10	No. of experts/ educationists who visited the campus during previous academic year	≥ 2 / semester - 2 1 / semester - 1	02
3.11	No. of companies that visited the campus for recruitment during previous academic year	≥ 3 - 2 1 to 2 - 1	02
3.12	No. of cultural events conducted during previous academic year	2 per year - 2 Conducted - 1	01
3.13	No. of sports events conducted during previous year	2 per year - 2 Conducted - 1	02
3.14	No. of exhibitions/fests conducted during previous academic year	2 and above - 2 Conducted - 1	02
3.15	NCC Units : Programmes conducted	2 and above - 3 Conducted - 1	
3.16	NSS Units : Programmes conducted	2 and above - 3 Conducted - 1	01
3.17	Reward scheme to encourage staff/students	Per Scheme - 1	03
3.18	No. of FDPs/ Workshops/ Seminars/ others alike conducted during previous year	Subject to a max. of 3 Atleast 1 per semester - 1	05
3.19	Roster followed in Faculty appointment	1 per event with a maximum of 5 90 to 100% - 5 60 to 89% - 3 40 to 59% - 2 < 40% - 0	02
3.20	Roster followed in Staff appointment	90 to 100% - 5 60 to 89% - 3 40 to 59% - 2 < 40% - 0	02
3.21	Roster followed in Student's admission	90 to 100% - 5 60 to 89% - 3 40 to 59% - 2 < 40% - 0	03
3.22	No. of Governing Council meetings held during previous academic year mandatorily with university nominee	2 meetings - 2 1 meeting - 1	02
3.23	Student Grievance Redressal cell	Functional - 1	
3.24	Counseling Cell	Functional - 1	01
3.25	Sexual Harassment Redressal Cell	Functional - 1	01
3.26	Anti Ragging Cell	Functional - 1	01
3.27	Equal Opportunity Cell	Available - 1	01
3.28	Remedial Classes conducted previous academic year	Conducted - 2	02
3.29	D.C.F Format in AISHE Portal	Uploaded - 2	02
Total			56



2.5	% of faculty with UGC NET/ SET/ M.Phil. clearance	100% - 5 ≥ 75% - 4 ≥ 50% - 3 ≥ 25% - 2 < 20% - 1	01
2.6	No. of sponsored projects sanctioned during the previous academic year	1 per project subject to a maximum of 5	
2.7	Percentage of faculty attending workshops/seminars (atleast one during previous academic year)	≥ 75% - 5 50 to 74% - 4 30 to 49% - 3 10 to 29% - 2 < 10% - 1	04
2.8	Percentage of faculty publishing atleast one paper during previous academic year	≥ 75% - 5 50 to 74% - 4 30 to 49% - 3 10 to 29% - 2 < 10% - 1	05
2.9	Percentage of faculty attending one FDP during previous academic year	≥ 70% - 4 50 to 69% - 3 25% - 49% - 2 < 25% - 1 None - 0	03
2.10	No. of faculty involved in Extension services organized during previous academic year	0.5 per faculty Subject to a maximum of 5	
2.11	Innovative teaching practices / Usage of technologies for teaching	Excellent - 3 Very good - 2 Good - 1	03
2.12	Qualified Physical Education Instructor	Available - 2	02
2.13	Qualified Librarian	Available - 3	03
Total:			49

### III. Process/Management Index (Max. Score: 12)

No.	Parameter	Quality Scores	Scores
3.1	Student attendance	≥ 75% students with 75% attendance - 3 < 75% students with 75% attendance - 1	03
3.2	Student admission register	100% Maintained - 3 ≥ 50% Maintained - 1 < 50% Maintained - 0	03
3.3	Staff attendance register	100% Maintained - 2 ≥ 50% Maintained - 1 < 50% Maintained - 0	02
3.4	Acquittance/ Salary Register	Salary through Bank - 3 100% Maintained - 2 ≥ 50% Maintained - 1 < 50% Maintained - 0	03
3.5	Teaching & Non-teaching Staff Service Register	100% Maintained - 2 ≥ 50% Maintained - 1 < 50% Maintained - 0	03
3.6	Issue Register of Students and Staff at library	100% Maintained - 2 ≥ 50% Maintained - 1 < 50% Maintained - 0	02

UC Report/Scores

41

(41/100) = 0.41

1.8	Auditorium	0.25 to 0.49 lakh - 1 Available - 1	01
1.9	Faculty Rooms	Adequate - 3 Satisfactory - 2 Inadequate - 1	02
1.10	Exclusive Principal's Chamber	Available - 1	01
1.11	Administration Office	Available - 1	01
1.12	Drinking water for students	Available - 1	01
1.13	Separate Toilets for boys & girls (wherever applicable)	Adequate - 3 Satisfactory - 2 Available - 1	02
1.14	Canteen facility	Available - 1	01
1.15	Play Ground	Available - 1	01
1.16	Hostel facility (wherever applicable)	Available - 1	01
1.17	SC/ ST Book Bank	Available - 1	01
1.18	Exclusive Ladies room/ Rest room	Available - 1	01
1.19	Implementation status of last LIC recommendations	100% - 5 80 to 99% - 4 60 to 79% - 3 40 to 59% - 2 20 to 39% - 1 < 20% - 0	01
1.20	NAAC accreditation (mandatory for 5+ years college)	A - 5, B - 3, C - 2, Applied - 1,	03
Total			53

#### II. Faculty Index (Max. Score: 85)

No.	Parameter	Quality-Scores	Scores
2.1	Teacher : Students Ratio (overall for the college)	1:10 - 15 1:15 - 12 1:20 - 09 1:30 - 06 1:40 - 03 1:50 - 01 Beyond 1:50 - 0	12
2.2	Ratio of Teaching staff : to Non-teaching staff	5:1 - 5 10:1 - 3 15:1 - 1 & above - 0	03
2.3	No. of Evaluators Total no. of Faculty with > 3 years experience	100% - 25 090% - 20 080% - 15 070% - 10 060% - 08 050% - 06 < 50% - 00	10
2.4	% of faculty with Ph.D. (supported by Annexure 2)	> 25% - 3 10-24% - 2 < 10% - 1	03

*(Signature)*



# BANGALORE UNIVERSITY

Local Inquiry Committee Evaluation tool for the grant of Renewal Affiliation/Enhancement or Reduction of Intake/Additional course/Permanent affiliation/ Fresh Permanent Affiliation to Bangalore City College, for the year 2017-18

Ref: University Notification No. Aca-III/UC/2017-18 dated: 02/01/2017 & 18/04/2017

Date of Visit: 22/04/2017

The Committee:

Sl. No.	Name of the Member	Designation
1.	Shri Vijaya Kumar Simha N Syndicate Member, BUB	Chairperson
2.	Prof H.N.Ramesh Dean, Faculty of Engineering, Dept of Civil Engineering, BUS	Member
3.	Prof. C.S. Karigar Dept of Bio-Chemistry, BUB	Member
4.	Dr.Sarvamangala Dept of Commerce, BUB	Subject Expert
5.	Sri. Manju.K.P Comp Operator, Statistical Cell, BUB	Convener

College Code	YC
Name & Address of the College, with phone no. and Website:	Bangalore City College No 11b, Telakere Main Road, Banasawadi, Outer Ring Road, Kalyanahalli Post, Bangalore-43 prof.reddy99@gmail.com 9980573130
Year of establishment:	1999-2000
Name of the Principal with Contact No., E-mail, Website	Dr. Lakshman Reddy
Name of the Society/Trust	Ramakrishna Education Trust
Type of Institution: Govt./Private Aided/ Un-aided	Private Un- Aided
Whether the Management belongs to SC/ST/Minority.	No

I. Infrastructure Index (Max. Score: 65)			
No.	Parameter	Quality Scores	Scores
1.1	Per Course: No. of class rooms (per section)	1-3 - 15 (for 3 year course) 1-2 - 10 (for 2 year course) 1-1 - 5	15
1.2	Courses: Laboratory (wherever applicable)	1-7 - 5 1-1 - 3	03
1.3	Library and space	Adequate - 5 Satisfactory - 3 Inadequate - 1	05
1.4	Computer lab space	Adequate - 5 Satisfactory - 3 Inadequate - 1	03
1.5	No of Computers: No Students	1:10 - 5 1:20 - 3 1:30 - 1	05
1.6	Internet facility	Available - 2	02
1.7	Amount spent (Rs. in lakhs) for library books per 500 students during previous academic year (as per Accession Register)	> 2 lakh - 5 1 to 2 lakh - 3 0.5 to 1 lakh - 2	03

LC Report/Score

Signature: N. Simha

39

85

21	M.Com - A	60	0	23	Recommended	Continue
22	MA Eng	30	05	11	Recommended	Continue
23	M.Com	20			Recommended - 70 seats 20+20+40 seats	Continue

*[Signature]*  
Dr. Sarvamangala  
Subject Expert

*[Signature]*  
Prof C.S. Karigar  
MEMBER

*[Signature]*  
Prof H.N. Ramesh  
MEMBER

*[Signature]*  
Shri. Vijay Kumar Simha, N  
Syndicate Member  
CHAIRPERSON

ISC Report/Sheet

45



Scanned with  
CamScanner

Scanned by CamScanner